


NOME: _____ TURMA: _____

PROF: _____



APOSTILA DAS FORMAS GEOMÉTRICAS




NOME: _____ TURMA: _____


PROF: _____

FORMAS GEOMÉTRICAS


PINTE O CÍRCULO EM QUE HÁ O NÚMERO DE LADOS DE CADA FIGURA GEOMÉTRICA:




- 4
- 5
- 6




- 4
- 6
- 8




- 2
- 3
- 4




- 3
- 4
- 6




- 6
- 7
- 8




- 6
- 7
- 8



- 7
- 8
- 9



- 6
- 7
- 8




- 8
- 10
- 12




NOME: _____ TURMA: _____

PROF: _____

CONTE E PINTE

OBSERVE AS FIGURAS GEOMÉTRICAS E PINTE OS QUADRADINHOS DE ACORDO COM AS QUANTIDADES

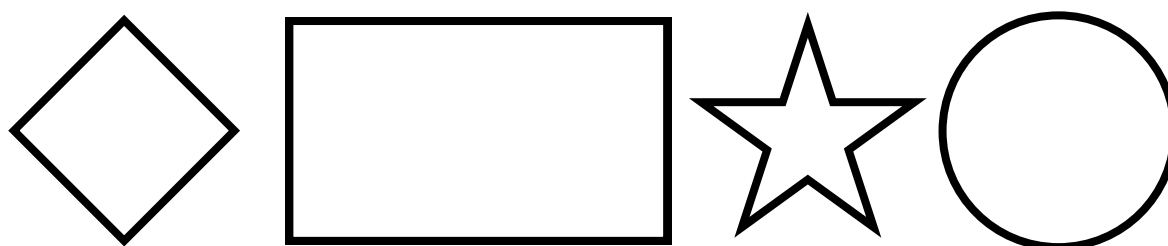
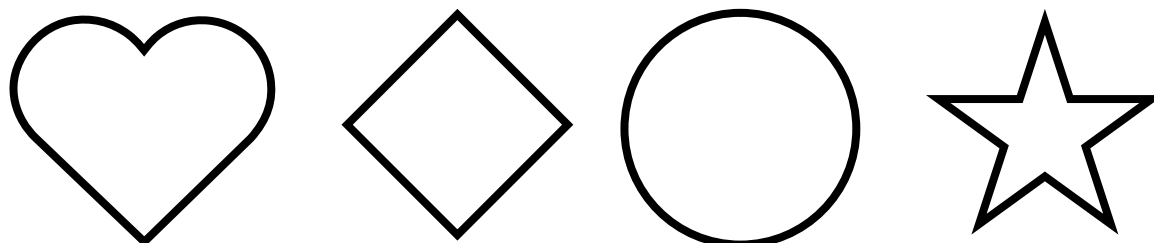
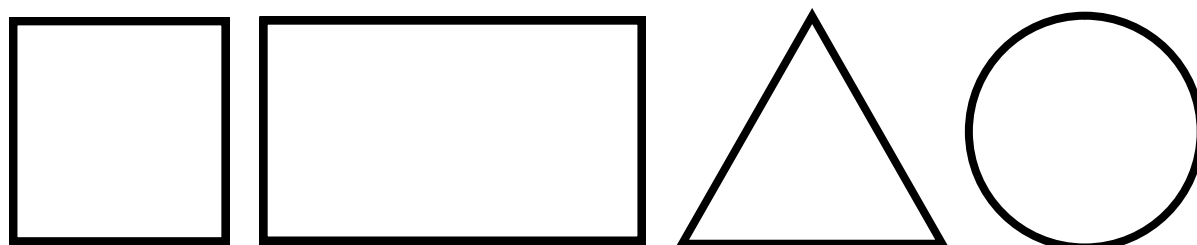

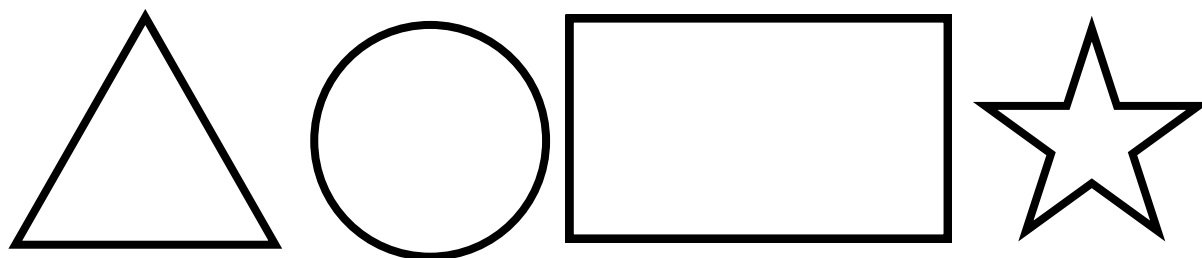


 QUADRADO							
 HEXÁGONO							
 OVAL							
 LOSANGO							

NOME: _____ TURMA: _____

PROF: _____

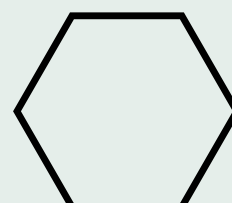
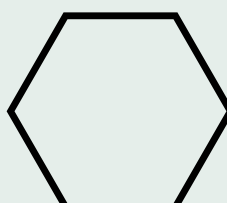
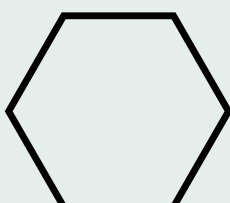
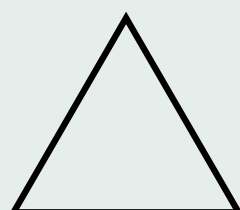




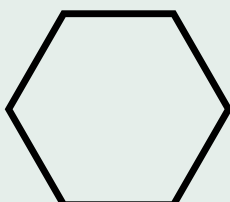


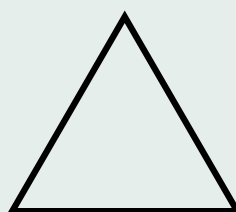
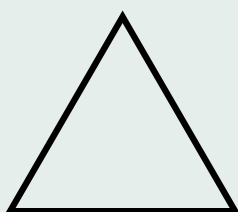
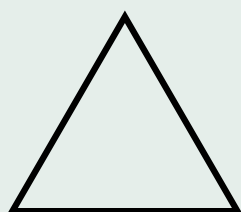
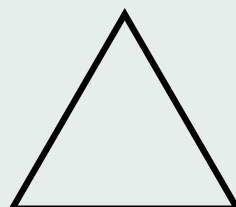


ENCONTRE OS CÍRCULOS E PINTE DE AMARELO:



NOME: _____ TURMA: _____

PROF: _____


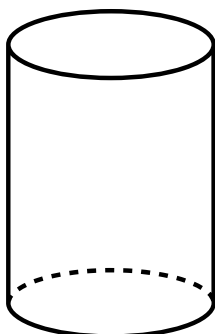
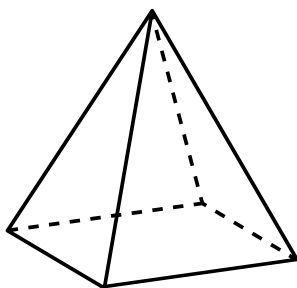

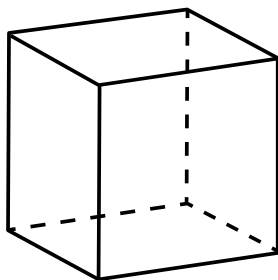
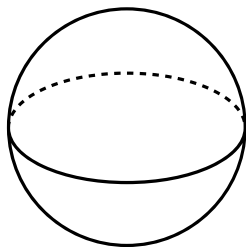
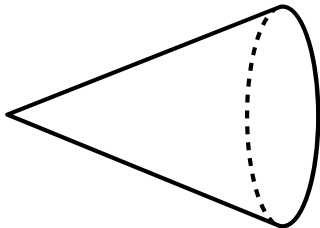
OBSERVE AS SEQUÊNCIAS E PINTE A FIGURA
DIFERENTE:



NOME: _____ TURMA: _____

PROF: _____

RELACIONE AS FORMAS



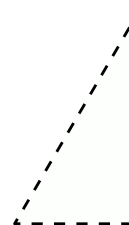
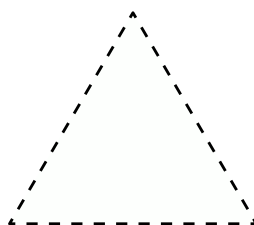
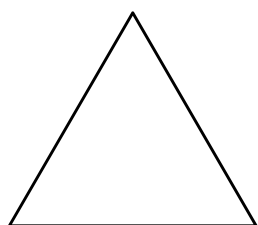

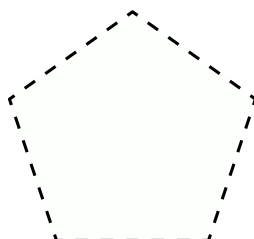
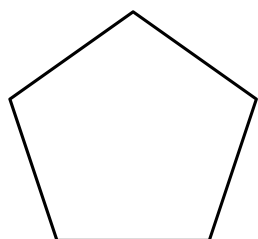
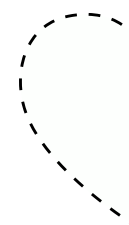


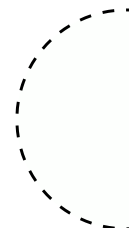




NOME: _____ TURMA: _____

PROF: _____

DESENHE AS FORMAS


Continue desenhando as formas abaixo.




NOME: _____ TURMA: _____

PROF: _____


QUADRADO



PINTE



CUBRA




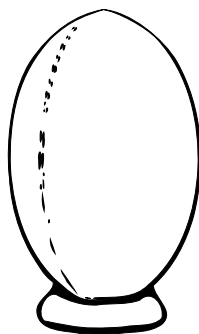


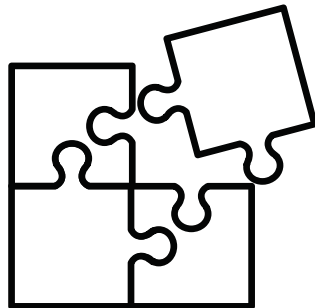

DESENHE



NOME: _____ TURMA: _____

PROF: _____

PINTE O




QUADRADO

NOME: _____ TURMA: _____

PROF: _____


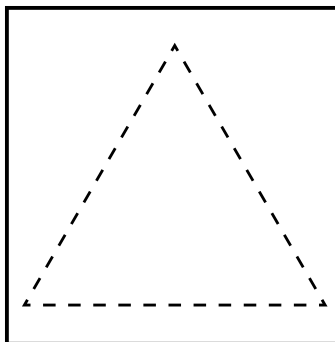

TRIÂNGULO



PINTE

CUBRA



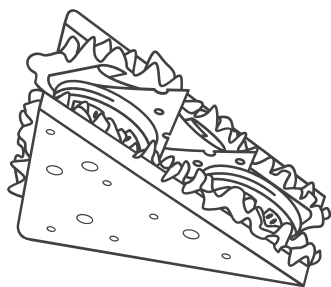


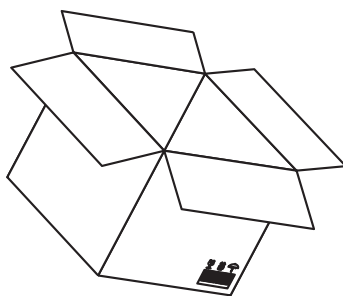

DESENHE



NOME: _____ TURMA: _____

PROF: _____

PINTE O



TRIÂNGULO

NOME: _____ TURMA: _____

PROF: _____




RETÂNGULO



PINTE

CUBRA

DESENHE


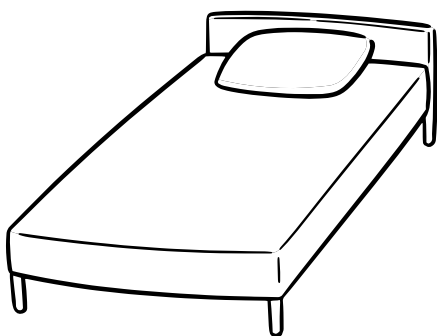
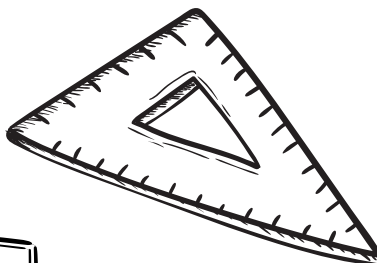



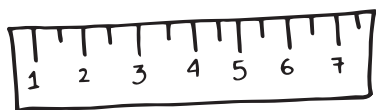
		
---	---	--

NOME: _____ TURMA: _____

PROF: _____



PINTE O



RETÂNGULO

NOME: _____ TURMA: _____

PROF: _____


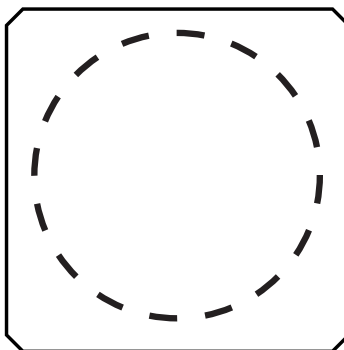
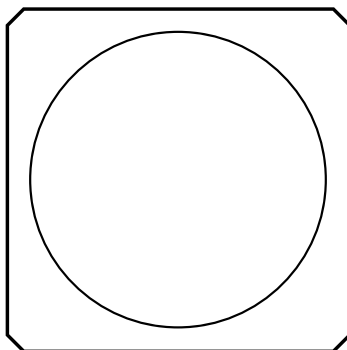
CÍRCULO



PINTE

CUBRA






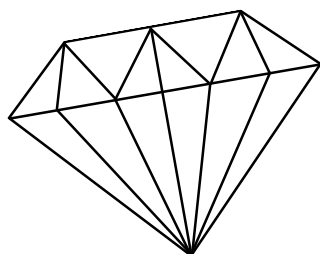

DESENHE



NOME: _____ TURMA: _____


PROF: _____

PINTE O




CÍRCULO

QUADRADO




4 LADOS

CÍRCULO




TRIÂNGULO




3 LADOS

RETÂNGULO




4 LADOS

PENTÁGONO




5 LADOS

HEXÁGONO




6 LADOS

HEPTÁGONO



7 LADOS

OCTÓGONO



8 LADOS

DECÁGONO



10 LADOS