

ESCOLA: _____

NOME: _____

PROF: _____ TURMA: _____



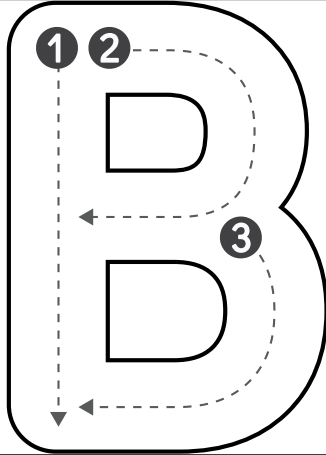
APOSTILA DAS FAMÍLIAS SILÁBICAS



NOME: _____ DATA: _____



BOLA - **bola**
bola



FAMÍLIA SILÁBICA


BA - BE - BI - BO - BU - BÃO

ba - be - bi - bo - bu - bão

ba - be - bi - bo -

bu - bão

ENCONTRE NA MUSIQUINHA A PALAVRA COM **B** E
PINTE, DEPOIS ESCREVA NO QUADRO ABAIXO:



BORBOLETINHA

BORBOLETINHA

ESTÁ NA COZINHA

FAZENDO CHOCOLATE

PARA A MADRINHA.

POTI POTI, PERNA DE PAU,

OLHO DE VIDRO E

NARIZ DE PICA-PAU.

Empty rounded rectangular box for writing the answer.

NOME: _____ DATA: _____

TEXTO FATIADO

RECORTE DE COLE OS VERSOS DA MUSIQUINHA
NA ORDEM CERTA:

FAZENDO CHOCOLATE ✂

OLHO DE VIDRO E ✂

PARA A MADRINHA. ✂

ESTÁ NA COZINHA ✂

POTI POTI, PERNA DE PAU, ✂

NARIZ DE PICA-PAU. ✂

BORBOLETINHA ✂

NOME: _____ DATA: _____


TEXTO FATIADO

COLE, ABAIXO, OS VERSOS DA MUSIQUINHA:

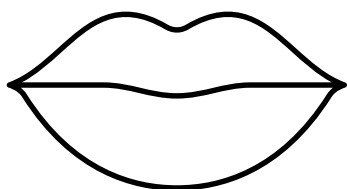
BORBOLETINHA

NOME: _____ DATA: _____


COMPLETE COM A LETRA INICIAL, DEPOIS ESCREVA
A PALAVRA:




ANANA




OCA



ICICLETA




ULE



ALÃO

NOME: _____ DATA: _____

PINTE AS SÍLABAS E ESCREVA A PALAVRA FORMADA:



MA

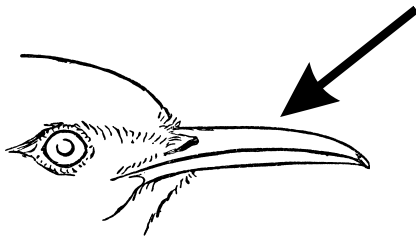
BE

LO

BO

CO

TO



BI


TO

MU

VI

KO

CO



RO

SI

DE

JE

BO

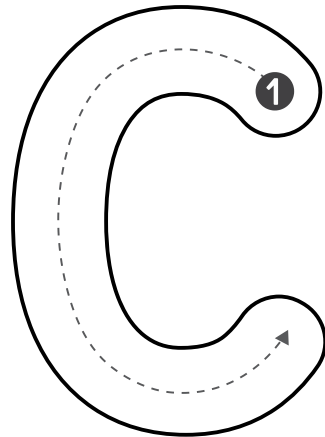
DO

NOME: _____ DATA: _____



CASA - casa

casa




FAMÍLIA SILÁBICA


CA - CE - CI - CO - CU - CÃO

ca - ce - ci - co - cu - cão

ca - ce - ci - ce -

cu - cão

ENCONTRE NA PARLENDAS AS PALAVRAS COM  E
PINTE, DEPOIS ESCREVA NO QUADRO ABAIXO:




A CASINHA DA VOVÓ
CERCADINHA DE CIPÓ
O CAFÉ ESTÁ DEMORANDO
COM CERTEZA NÃO TEM PÓ.


NOME: _____ DATA: _____


TEXTO FATIADO

RECORTE DE COLE OS VERSOS DA PARLENDA
NA ORDEM CERTA:


O CAFÉ ESTÁ DEMORANDO


CERCADINHA DE CIPÓ


COM CERTEZA NÃO TEM PÓ


A CASINHA DA VOVÓ

NOME: _____ DATA: _____


TEXTO FATIADO

COLE, ABAIXO, OS VERSOS DA PARLENDA:


A CASINHA DA VOVÓ

NOME: _____ DATA: _____


COMPLETE COM A **SÍLABA** QUE FALTA, DEPOIS
ESCREVA A PALAVRA:



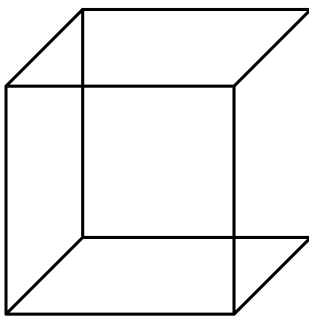
BIDE



BOLA



RAÇÃO




BO



MACA

NOME: _____ DATA: _____

PINTE AS SÍLABAS E ESCREVA A PALAVRA FORMADA:



JA


MI

RI

CA

SA

PO



CO


LU

CA

SA

MA

NA



VI

SE


NOU

RA

TU


CE

NOME: _____ DATA: _____



DADO - **d**ado

dade



FAMÍLIA SILÁBICA

DA - DE - DI - DO - DU - DÃO

da - de - di - do - du - dão

da - de - di - de

du - dão

LEIA O TRAVA-LÍNGUA:

O DOCE


O DOCE PERGUNTOU PRO DOCE:

- QUAL É O DOCE MAIS DOCE?

E O DOCE RESPONDEU PRO DOCE:

- O DOCE MAIS DOCE É O DOCE DE

BATATA - DOCE!



CIRCULE A PALAVRA **DOCE** E CONTE QUANTAS VEZES
ELA SE REPETE E ESCREVA ABAIXO:


VEZES


ESCREVA DUAS PALAVRAS QUE VOCÊ CONHECE COM
A LETRA **D**:


NOME: _____ DATA: _____


TEXTO FATIADO

RECORTE DE COLE OS VERSOS DO TRAVA- LÍNGUA
NA ORDEM CERTA:


- O DOCE MAIS DOCE É O DOCE DE
BATATA - DOCE!


E O DOCE RESPONDEU PRO DOCE:


- QUAL É O DOCE MAIS DOCE?


O DOCE PERGUNTOU PRO DOCE:

NOME: _____ DATA: _____

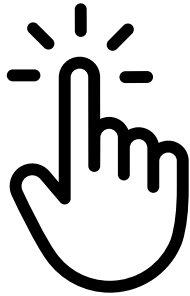
TEXTO FATIADO

COLE, ABAIXO, OS VERSOS DO TRAVA-LÍNGUA:

O DOCE

NOME: _____ DATA: _____


COMPLETE COM A **SÍLABA** QUE FALTA, DEPOIS
ESCREVA A PALAVRA:




DO




CA A



NTE



MINÓ



AMANTE

NOME: _____ DATA: _____

PINTE AS SÍLABAS E ESCREVA A PALAVRA FORMADA:



DE

LU

DU

PO

RA

EN



JA

TO

GA

IS

DO

IZ



BA

EM


LU

DA

PA

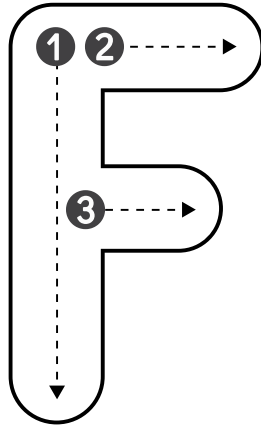
NA

NOME: _____ DATA: _____



FACA -faca

faca




FAMÍLIA SILÁBICA

FA - FE - FI - FO - FU - FÃO

fa - fe - fi - fo - fu - fão

fa - fe - fi - fo - fu - fão

LEIA A MUSIQUINHA:



A FOCA

QUER VER A FOCA

FICAR FELIZ?

É PÔR UMA BOLA

EM SEU NARIZ!

PINTE AS PALAVRAS COM





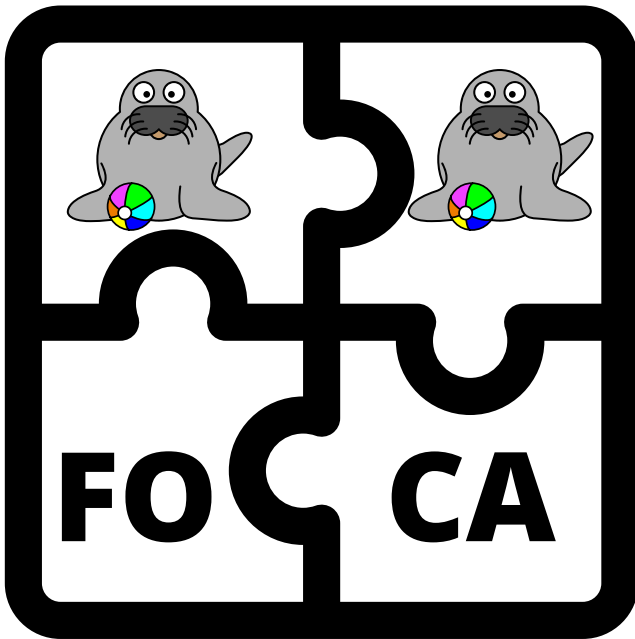
E ESCREVA-AS NOS

QUADROS ABAIXO

NOME: _____ DATA: _____

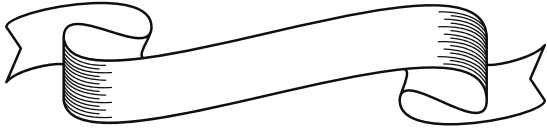
QUEBRA - CABEÇA

RECORTE, LEIA E BRINQUE::




NOME: _____ DATA: _____


COMPLETE COM A **SÍLABA** QUE FALTA, DEPOIS
ESCREVA A PALAVRA:



TA




GUEIRA



SCA




NTASMA



VELA

NOME: _____ DATA: _____

PINTE AS SÍLABAS E ESCREVA A PALAVRA FORMADA:



MI


BA

ZA

FOR

LA

GA



DU

FEI

FI

GÃO

LO

JÃO



LO

JO


GO

SA

BO

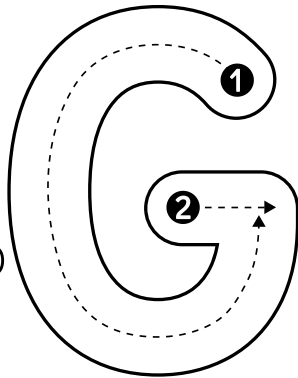
FO

NOME: _____ DATA: _____



GATO - gato

gato



FAMÍLIA SILÁBICA

GA - GE - GI - GO - GU - GÃO

ga - ge - gi - go - gu - gão

ga - ge - gi - ge -

gu - gão

LEIA O TRECHO DO POEMA:



O GATO XADREZ

ERA UMA VEZ UM GATO XADREZ.

CAIU DA JANELA E FOI SÓ UMA VEZ.

ERA UMA VEZ UM GATO AZUL.

LEVOU UM SUSTO E FUGIU PRO SUL.

ERA UMA VEZ UM GATO VERMELHO.

ENTROU NO BANHEIRO E FEZ CARETA NO ESPELHO.

1 - ENCONTRE NO POEMA A PALAVRA **GATO** E CIRCULE.

2 - QUANTAS VEZES VOCÊ CIRCULOU? VEZES

3 - NO POEMA, QUEM RIMA COM:


A) XADREZ - _____

B) AZUL - _____


C) VERMELHO - _____

NOME: _____ DATA: _____


COMPLETE COM A **SÍLABA** QUE FALTA, DEPOIS
ESCREVA A PALAVRA:




LO




LINHA



RAFA




RILA



VIÃO

NOME: _____ DATA: _____

PINTE AS SÍLABAS E ESCREVA A PALAVRA FORMADA:



LA


TO

SE

GAI

HA

O



PI


FO

PO

GA

JI

GAR



BA

MI


NA

A

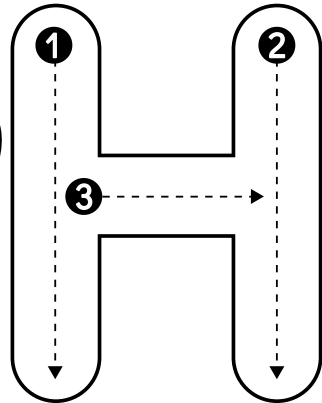
GOI

LA

NOME: _____ DATA: _____



HÉLICE
hélice
hélice



FAMÍLIA SILÁBICA




HA - HE - HI - HO - HU - HÃO
ha - he - hi - ho - hu - hão
ha - he - hi - ho -
hu - hão

LEIA O TEXTINHO:

LETRA H


ESTÁ NA HERANÇA DO HERÓI,
NO HUMBERTO E NA HIENA.
ESTÁ NO HOTEL, NO HOSPITAL
E NA HORTA DA HELENA.

PROCURE NO TEXTO OS NOMES DOS DESENHOS ABAIXO E
ESCREVA-OS




NOME: _____ DATA: _____


COMPLETE COM A **SÍLABA** QUE FALTA, DEPOIS
ESCREVA A PALAVRA:




LICÓPTERO




LOFOTE



RA



POPÓTAMO



TEL

NOME: _____ DATA: _____

PINTE AS SÍLABAS E ESCREVA A PALAVRA FORMADA:



DA


RO

E

HE

NA

Í



GA

HAR

AR

LA

PA

GE



O

MEM


I

LO

JO

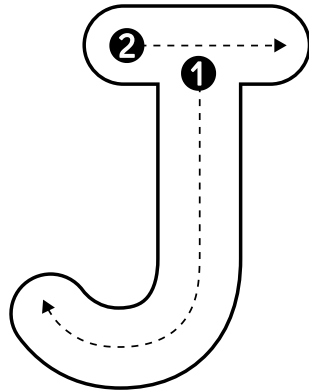
HO

NOME: _____ DATA: _____



JACA - jaca

jaca



FAMÍLIA SILÁBICA

JA - JE - JI - JO - JU - JÃO

ja - je - ji - jo - ju - jão

ja - je - ji - je -

ju - jão

LEIA O TEXTINHO:


O JABUTI

O JABUTI CHAMOU
O JACARÉ PARA JANTAREM
JUNTOS. ELES COMERAM CAJU,
JACA, JENIPAPO E JATOBÁ.

DEPOIS DISSERAM:

- JANTAR COMO ESSE NÃO HÁ.

Maria Inês Bizzoto e Maria Luísa Aroeira




CIRCULE NO TEXTO E ESCREVA ABAIXO AS PALAVRAS QUE
COM




NOME: _____ DATA: _____


COMPLETE COM A **SÍLABA** QUE FALTA, DEPOIS
ESCREVA A PALAVRA:




NELA




ANINHA



BOIA



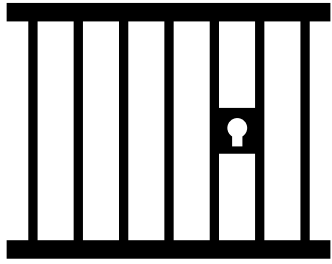
CARÉ



MENTO

NOME: _____ DATA: _____

PINTE AS SÍLABAS E ESCREVA A PALAVRA FORMADA:



DA


LO

LA

JA

GA

JAU



LI

JI

MI

PE

FA

RA



MA

JOR

OI


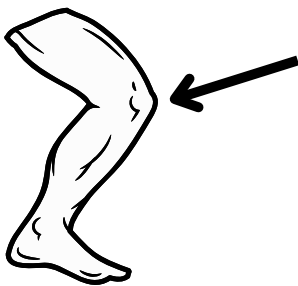
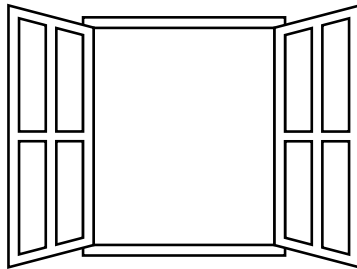




ÇA

GO

NAL

NOME: _____ DATA: _____

DITADO RECORTADO



JIBOIA

JAQUETA

JACARÉ

JOANINHA

JUMENTO


JANELA

JAULA

JOELHO

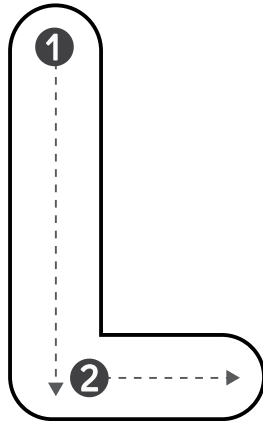
JIPE

NOME: _____ DATA: _____



LATA - lata

lata



FAMÍLIA SILÁBICA

LA - LE - LI - LO - LU - LÃO

la - le - li - lo - lu - lão


la - le - li - lo -

lu - lão

LEIA O TEXTINHO:

LETRA L


TEM NO LIVRO E NO LÁPIS
NA LARANJA E NO LIMÃO
TEM NA LUVA E NA LUA
NA LAGARTA E NO LEÃO.



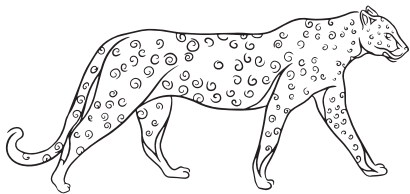
CIRCULE NO TEXTO E ESCREVA ABAIXO AS PALAVRAS QUE
COM 

NOME: _____ DATA: _____

COMPLETE COM A **SÍLABA** QUE FALTA, DEPOIS
ESCREVA A PALAVRA:




MÃO




OPARDO



PA



RANJA



BO

NOME: _____ DATA: _____

PINTE AS SÍLABAS E ESCREVA A PALAVRA FORMADA:



BA


TER

JA

NA

FA

LAN



ÃO

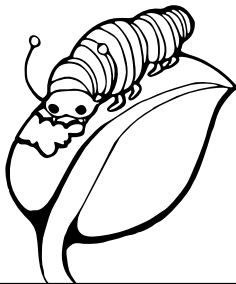
AN

A

VE

NE

LE



LA

TA

ÇA









GAR

JA

GA

NOME: _____ DATA: _____

DITADO RECORTADO



LÁPIS

LEITE

LÂMPADA

LUA

LEQUE


LIMÃO

LAÇO

LIVRO

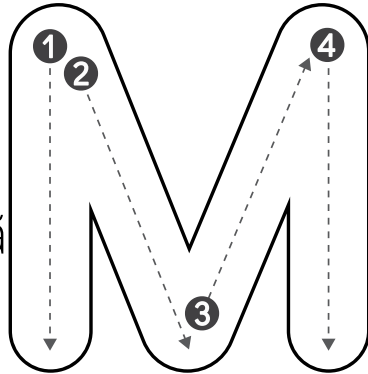
LUVAS

NOME: _____ DATA: _____



MAÇÃ - maçã

maçã



FAMÍLIA SILÁBICA


MA - ME - MI - MO - MU - MÃO

ma - me - mi - mo - mu - mão

ma - me - mi - me -

mu - mão

LEIA O TEXTINHO:



O MACACO

ELE É UM MACACO GULOSO
QUE BEM CEDO, DE MANHÃ
PENDURADO EM UM GALHO
GOSTA DE COMER MAÇÃ

Gi Barbosa

1 - CIRCULE NO TEXTO E ESCREVA ABAIXO AS PALAVRAS QUE
COMEÇAM COM **M**

2 - COMPLETE DE ACORDO COM O TEXTO:

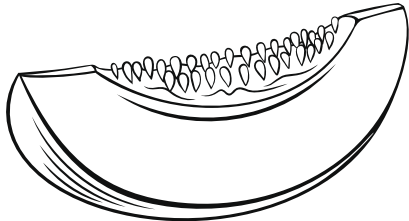
O MACACO É _____

ELE FICA PENDURADO NO _____


O MACACO GOSTA DE COMER _____

NOME: _____ DATA: _____


COMPLETE COM A **SÍLABA** QUE FALTA, DEPOIS
ESCREVA A PALAVRA:




LÃO



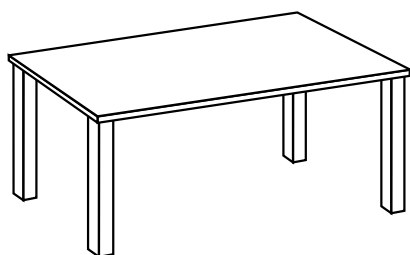
LA



LHO




RANGO



SA

NOME: _____ DATA: _____

PINTE AS SÍLABAS E ESCREVA A PALAVRA FORMADA:



NA


BÃO

FE

MÃO

MA

BE



JO


CE

HO

MOR

LO

GO



A

BA

LAN





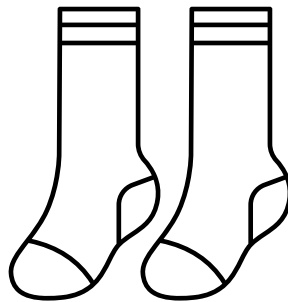
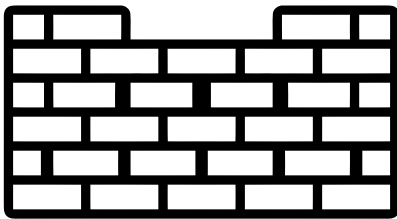
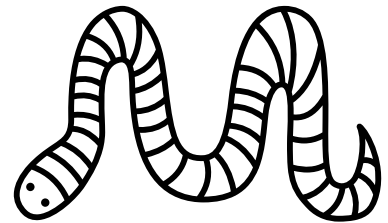


SI

ME

CI

NOME: _____ DATA: _____

DITADO RECORTADO



MENINA

MULA

MOLA

MOTO

MINHOCA


MEIAS

MÃO

MACACO

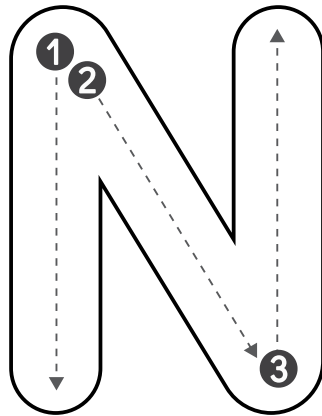
MURO

NOME: _____ DATA: _____



NAVIO - navio

navio



FAMÍLIA SILÁBICA


NA - NE - NI - NO - NU - NÃO

na - ne - ni - no - nu - não

ma - me - mi - mo -

mu - mãe

LEIA O TEXTINHO:



LETRA N

O **N** ESTÁ NO NAVIO

NO NOVELO E NO NINHO


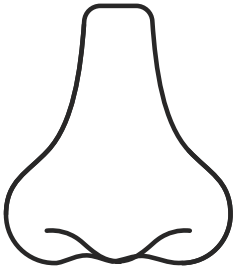
NA NUVEM E NA NAVALHA

NO NARIZ E NA NATÁLIA



1 - CIRCULE NO TEXTO E ESCREVA ABAIXO AS PALAVRAS QUE COMEÇAM COM **N**

NOME: _____ DATA: _____


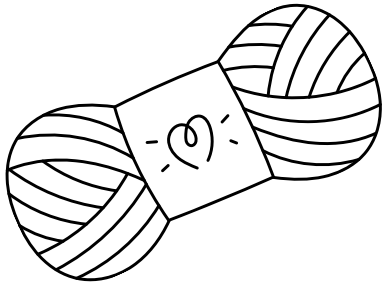
COMPLETE COM A **SÍLABA** QUE FALTA, DEPOIS
ESCREVA A PALAVRA:





RIZ





VEM



VELO



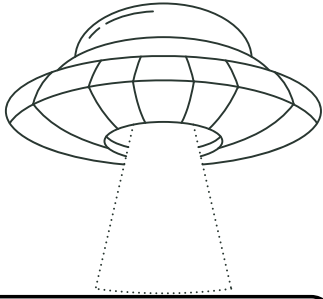
NHO



VE

NOME: _____ DATA: _____

PINTE AS SÍLABAS E ESCREVA A PALAVRA FORMADA:



MA

TA

VE

FE

NA

LE



NOI

CE

TE

VE

CO

NO



VOS

CA

TA

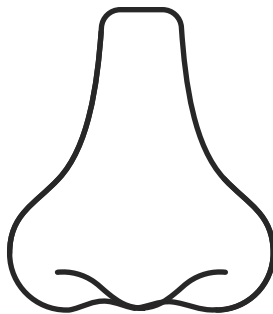




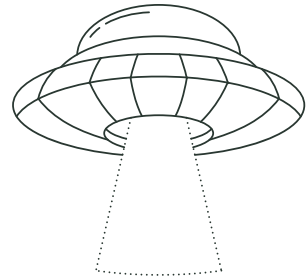


LI

NOI

PO

NOME: _____ DATA: _____

DITADO RECORTADO



NAVE

NÓ

NAVIO

NOITE

NOIVA


NARIZ

NOVE

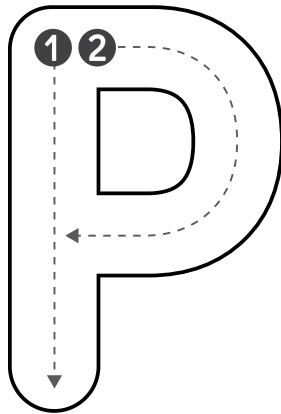
NUVEM

NOVELO

NOME: _____ DATA: _____



PATO - **pato**
pate



FAMÍLIA SILÁBICA


PA - PE - PI - PO - PU - PÃO

pa - pe - pi - po - pu - pão

pa - pe - pi - pe -

pu - pão

VAMOS CANTAR!



PIPOQUINHA

PULA, PULA PIPOQUINHA

PULA PULA SEM PARAR


PULA, PULA PIPOQUINHA

PRA CRESCER E ESTOURAR


1 - CIRCULE NO TEXTO E ESCREVA ABAIXO AS PALAVRAS QUE COMEÇAM COM **P**

NOME: _____ DATA: _____


COMPLETE COM A **SÍLABA** QUE FALTA, DEPOIS
ESCREVA A PALAVRA:




NELA



ZZA




ÃO



RCO

NOME: _____ DATA: _____

PINTE AS SÍLABAS E ESCREVA A PALAVRA FORMADA:



LI


XE

GE

PEI

MI

XI



JU

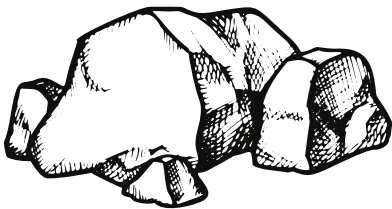
PO

LU

CA

MA

PI



DA

KA

PE

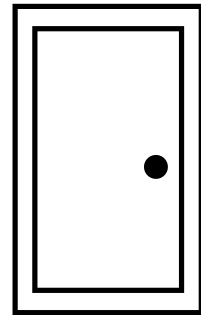


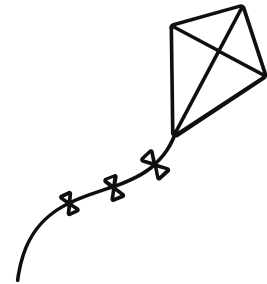


VA

DRA

CE

NOME: _____ DATA: _____

DITADO RECORTADO



PORTA

PUDIM

PEIXE

PANELA

PIOLHO


PIPA

PENA

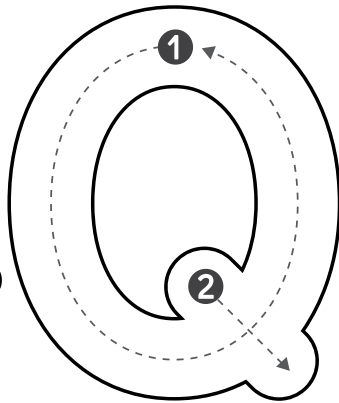
PORCO

PÁSSARO

NOME: _____ DATA: _____



QUEIJO - **q**ueijo
queija



FAMÍLIA SILÁBICA

QUA - QUE - QUI - QUO

qua - que - qui - quo

qua - que - qui - que

VAMOS LER AS PALAVRAS:

QUATRO

COQUEIRO

QUIBE

QUASE

QUEIJO

QUIABO

AQUÁRIO

QUERO

QUILO

QUALIDADE

LEQUE


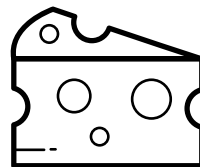



QUINDIM

QUADRO

QUENTE

QUINZE

OBSERVE OS DESENHOS E ESCREVA SEUS NOMES:



NOME: _____ DATA: _____

PINTE AS SÍLABAS E ESCREVA A PALAVRA FORMADA:

4

TO


QUA

NO

MO

QUE

TRO



VO

LO

KI

ES

QUI

CI



PA

JA

TA

CE

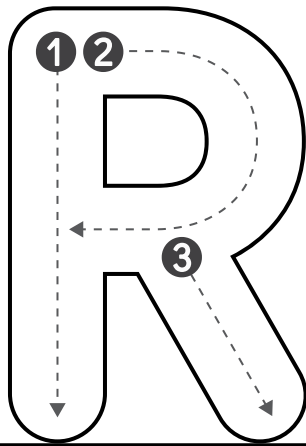
QUE

VE

NOME: _____ DATA: _____



RATO - rato
rate



FAMÍLIA SILÁBICA


RA - RE - RI - RO - RU - RÃO

ra - re - ri - ro - ru - rão

ra - re - ri - re -

ru - rãe

LEIA O TRAVA - LÍNGUA



O RATO ROEU A ROUPA DO REI DE ROMA.
O RATO ROEU A ROUPA DO REI DA RUSSIA.
O RATO A ROER ROÍÁ.
E A ROSA RITA RAMALHO,
DO RATO A ROER, SE RIA.



CIRCULE TODAS AS PALAVRAS COM **(R)** DO TRAVA-
LÍNGUA, DEPOIS, ESCREVA NA COLUNA CERTA:

RA

RE

RI

RO


RU

NOME: _____ DATA: _____

COMPLETE COM A **SÍLABA** QUE FALTA, DEPOIS
ESCREVA A PALAVRA:




LÓGIO




DA



ÃO




MOS



DO

NOME: _____ DATA: _____

PINTE AS SÍLABAS E ESCREVA A PALAVRA FORMADA:



DI


ME

RE

DE

VU

CI



FO


LA

RA

DO

HU

DOR



FA

RU

PA


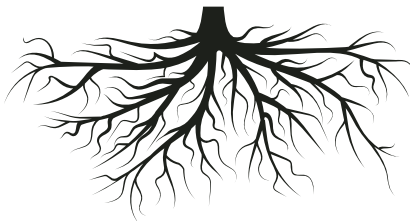

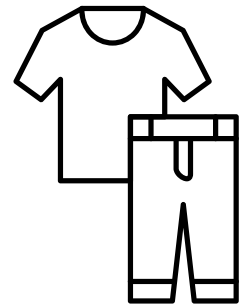

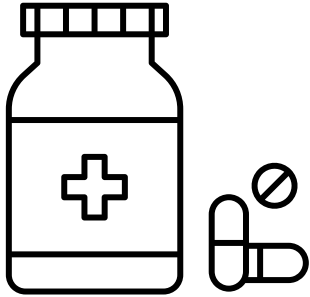
RO

ROU

GE

NOME: _____ DATA: _____

DITADO RECORTADO



ROUPA

RUA

REI

RAIZ

REMÉDIO

RAINHA

RINOCERONTE

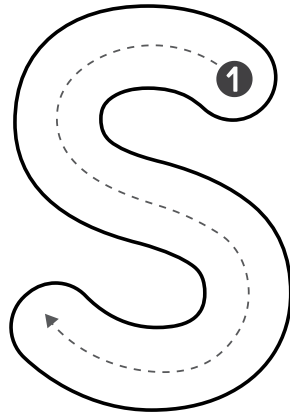
RATO

RELÓGIO

NOME: _____ DATA: _____



SAPO - **sapo**
sape



FAMÍLIA SILÁBICA

SA - SE - SI - SO - SU - SÃO


sa - se - si - so - su - são

sa - se - si - se -

su - são


1 - LEIA O TRAVA - LÍNGUA

OLHA O SAPO DENTRO DO SACO.
O SACO COM O SAPO DENTRO,
O SAPO BATENDO O PAPO,
E O PAPO DO SAPO SOLTANDO O VENTO.



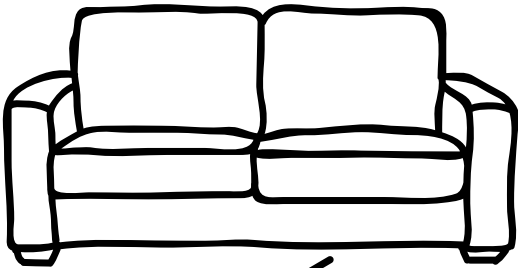
2 - PINTE AS PALAVRAS COM **S** QUE APARECEM NO TRAVA-LÍNGUA.

3 - DESCOBRA E ESCREVA QUAL É A FRASE DO TRAVA-LÍNGUAS REPRESENTADA PELOS DESENHOS:




NOME: _____ DATA: _____


COMPLETE COM A **SÍLABA** QUE FALTA, DEPOIS
ESCREVA A PALAVRA:




FÁ




CO



PATO



BONETE



REIA

NOME: _____ DATA: _____

PINTE AS SÍLABAS E ESCREVA A PALAVRA FORMADA:



JA


NI

ME

NO

VA

SI



SI


ÇA

SA

CI

LU

SE



BI

GE

VE




TE

TU

SOR

NOME: _____ DATA: _____

DITADO RECORTADO



SABIÁ

SEMENTE

SORRISO

SOPA

SAPATO


SALADA

SOL

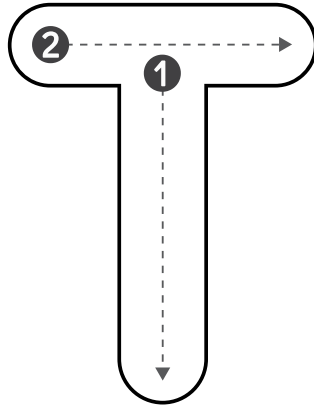
SACOLA

SAIA

NOME: _____ DATA: _____



TATU - tatu
tatu



FAMÍLIA SILÁBICA

TA - TE - TI - TO - TU - TÃO

ta - te - ti - to - tu - tão

ta - te - ti - to -

tu - tão

1 - LEIA O TEXTINHO:

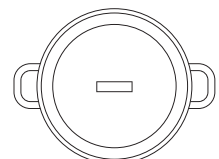

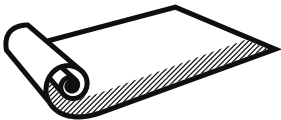
LETRA T

TEM NO TATU E NO TAPETE,
TEM NO TÊNIS E NA TIGELA,
TEM NA TESOURA E NA TITIA,
E NA TAMPA DA PANELA.



2 - CIRCULE AS PALAVRAS COM **T** QUE APARECEM NO TEXTINHO.

3 - ESCREVA NOS NOMES DOS DESENHOS:




NOME: _____ DATA: _____

COMPLETE COM A **SÍLABA** QUE FALTA, DEPOIS
ESCREVA A PALAVRA:




JOLO




MA



GRE



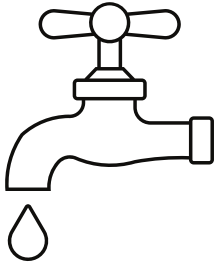
LHADO



CANO

NOME: _____ DATA: _____

PINTE AS SÍLABAS E ESCREVA A PALAVRA FORMADA:



PI


RA

CE

TOR

TO

NEI



IA

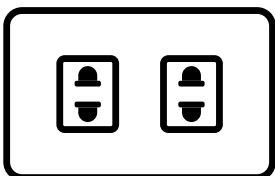
UI

TEI

A

MU

CE



NA

MA


RE

DA

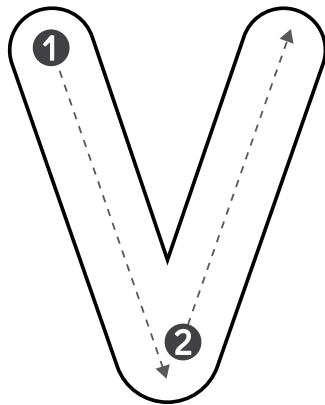
BU

TO

NOME: _____ DATA: _____



VACA - **vaca**
vaca



FAMÍLIA SILÁBICA

VA - VE - VI - VO - VU - VÃO

va - ve - vi - vo - vu - vão


vaca - vae - vai - vae -

vau - vão

1 -LEIA O TEXTINHO:


LETRA V

O V ESTÁ NA VACA
NO VESTIDO E NA VELA
ESTÁ NO VIOLINO
E NO VASO NA ANABELA.



2 -CIRCULE AS PALAVRAS COM **V** QUE APARECEM NO TEXTINHO.

3 -RELACIONE O DESENHO AO SEU NOME:



VESTIDO

VASO

VIOLINO

VELA




NOME: _____ DATA: _____

COMPLETE COM A **SÍLABA** QUE FALTA, DEPOIS
ESCREVA A PALAVRA:




VÔ




RA



OLÃO



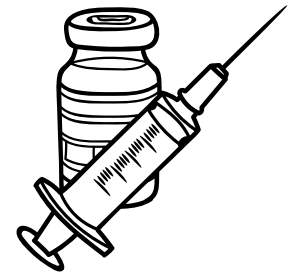






LA



RINHA

NOME: _____ DATA: _____

DITADO RECORTADO



PAVÃO

VIOLÃO

VIDRAÇA

VACA

VACINA

VENTO

VARINHA


VOVÓ

VASSOURA

NOME: _____ DATA: _____



XÍCARA - **x**ícara
xícara



FAMÍLIA SILÁBICA

XA - XE - XI - XO - XU - XÃO

xa - xe - xi - xo - xu - xão

xa - xe - xi - xœ -

xu - xão

1 -LEIA O TEXTINHO:


LETRA X

A LETRA **X** DE XÍCARA,
FOI FAZER UMA FAXINA.
VIU UM CHAPÉU DE BRUXA
NA CAIXA DA MARINA.
LÁ TINHA UM XALE,
BEXIGA DE TODA COR.
UM XAROPE MÁGICO,
UM PEIXE E UMA FLOR.




2 -CIRCULE AS PALAVRAS COM **X** QUE APARECEM NO TEXTINHO.

3 ESCREVA OS NOMES:

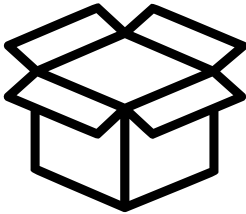



NOME: _____ DATA: _____



COMPLETE COM A **SÍLABA** QUE FALTA, DEPOIS
ESCREVA A PALAVRA:





LI




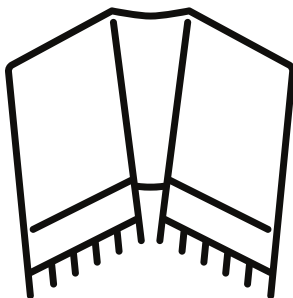
CAI



DREZ




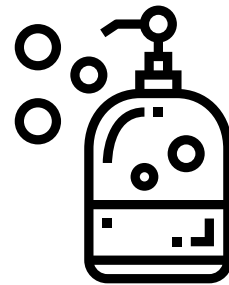





RIFE



LE

NOME: _____ DATA: _____

DITADO RECORTADO



MEXERICA

LIXEIRA

XÍCARA

CAIXA

BRUXA

ABACAXI

XAROPE

XADREZ

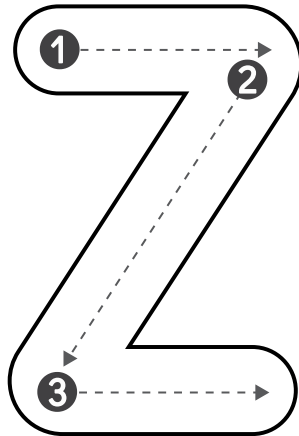
CAIXOTE

NOME: _____ DATA: _____



ZEBRA - zebra

zebra



FAMÍLIA SILÁBICA

ZA - ZE - ZI - ZO - ZU - ZÃO

xa - ze - zi - zo - zu - zão

za - ze - zi - ze -

zu - zão

1 - LEIA AS PALAVRAS, SEPRE AS SÍLABAS E CIRCULE AS SÍLABAS COM **Z** :

AZIA - _____

AZEDO - _____

DEZOITO - _____

DOZE - _____

ZUNIDO - _____

AMIZADE - _____

ZOEIRA - _____

BUZINA - _____

AZEITONA - _____

VAZIO - _____

BELEZA - _____

AZUL - _____


DÚZIA - _____

BATIZADO - _____


ZINCO - _____

NOME: _____ DATA: _____


COMPLETE COM A **SÍLABA** QUE FALTA, DEPOIS
ESCREVA A PALAVRA:



BU NA




ALA



A LEJO



DO



BRA



DIREITOS DE USO PESSOAL

Este arquivo foi produzido pelo Blog CANTINHO ENSINAR e este material está sendo cedido para seu uso pessoal educador.

É permitido:

- ✓ O compartilhamento do arquivo em plataformas governamentais;**
- ✓ Usar o arquivo com seus alunos através WhatsApp ou outras plataformas digitais destinadas aos seus alunos;**
- ✓ Usar o arquivo com seus alunos em aula on-line ou presencial;**
- ✓ Postar foto de como você e seus alunos utilizaram os arquivos.**

Não é autorizado:

Postagem do arquivo para baixar em sites, blogs, grupos nas redes sociais ou em grupos diversos de WhatsApp que são destinados a educadores;

A venda deste material é totalmente proibida;

Caso queira indicar este arquivo para outro educador compartilhe apenas link do blog:

<https://cantinhoensinarvivianrosa.com.br>

O compartilhamento deste material ou parte dele por sites, Blogues, Páginas/perfis "sociais" sem a autorização previa de autor, incorre em violação de direito autoral conforme Código Penal Art 184, e haverá a denúncia em órgão de proteção global como DMCA o que poderá acarretar o bloqueio de sua conta de Google AdSense e perfis sociais.